

Signify Classified - Internal
Cooper Lighting Solutions Photometric Lab
1121 Highway 74 South
Peachtree City, GA 30269



Scaled data based on original data using
LM-79-08 Approved Method: Electrical and Photometric Measurements of Solid-
State Lighting Products

Test Report Prepared for
Cooper Lighting Solutions
(formerly Eaton)

Brand: McGRAW-EDISON

Report Number: P437423

Luminaire Tested: **ISC-SA1C-830-U-SL4-HSS**

Issue Date: 12/9/2020

Test Information

Test Method: LM-79-08
Report Number: P437423
TEST IS SCALED FROM IESNA LM-79-08 TEST DATA (G3-2011-074-19)
Test Lab: INNOVATION CENTER
Issue Date: 12/9/2020
Manufacturer: COOPER LIGHTING SOLUTIONS (FORMERLY EATON)
Product Line: McGRAW-EDISON
Catalog Number: ISC-SA1C-830-U-SL4-HSS
Description: IMPACT ELITE LED CYLINDER LUMINAIRE
(1) 80 CRI, 3000K, 615mA LIGHTSQUARE WITH 16 LEDS AND TYPE IV SPILL LIGHT
ELIMINATOR OPTICS WITH HOUSE SIDE SHIELD
Light Source: -
Ballast/Driver: ELECTRONIC DRIVER

Summary

Lumens per Lamp: N/A
Luminaire Lumens: 2976 lumens
Efficiency: N/A
Efficacy: 87.0 lumens/watt
Luminous Opening: Rectangular (W 0.5' x L: 0.5' x H: 0')
IES Classification: Type IV - Short
BUG Rating: B0 - U0 - G1

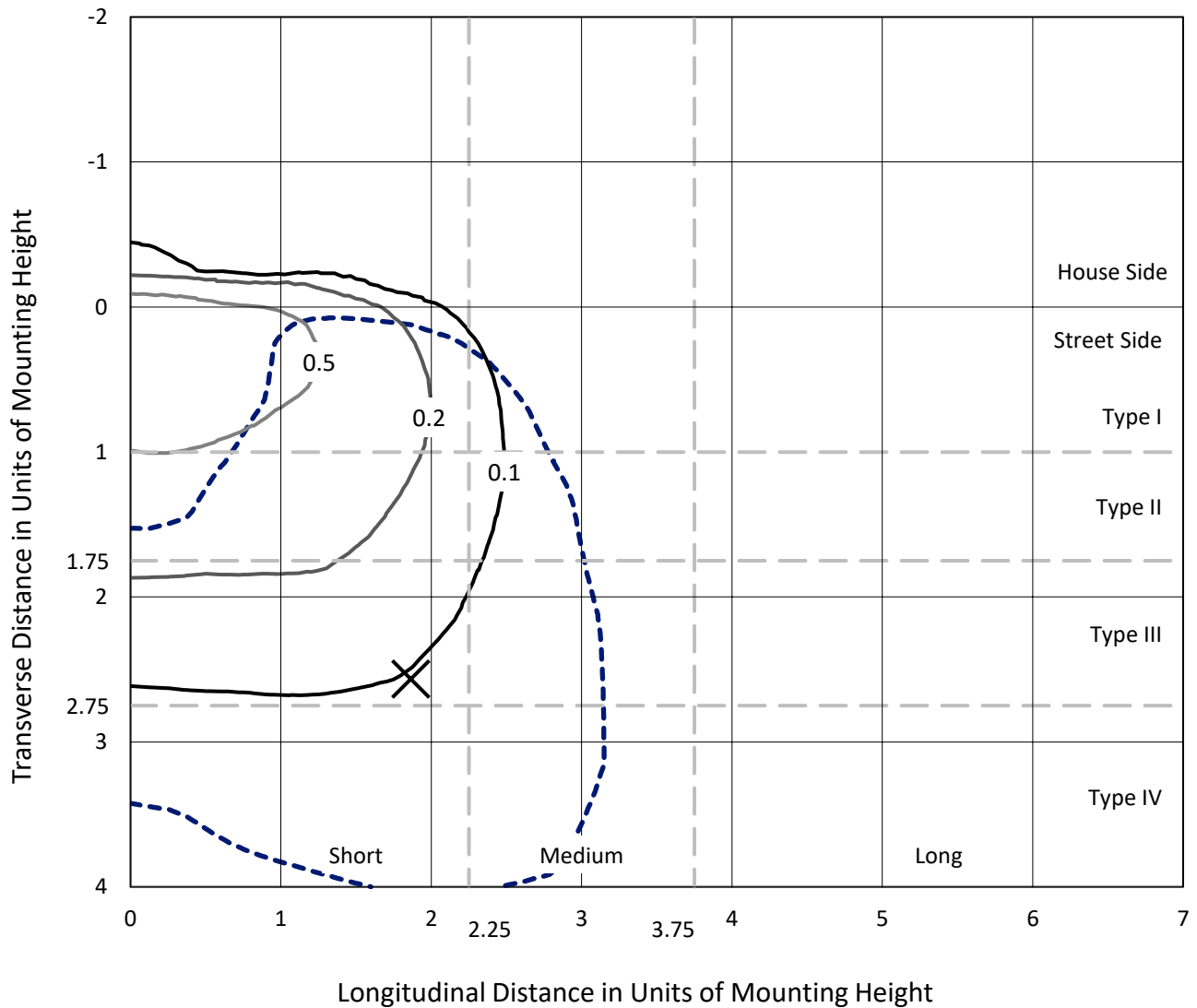
Input Watts (W): 34.2
Input Voltage (V): NR
Input Current (Ain): NR
Voltage Rise (V): NR
Power Factor: NR
Total Harmonic Distortion (THDi): NR
Frequency (hertz): 60
Stabilization Time: NR
Operation Time: NR
Ambient Temperature (°C): NR
Test Distance: 28.75 FT



REPORT NUMBER: P437423
 CATALOG NUMBER: ISC-SA1C-830-U-SL4-HSS

Iso-Footcandle Lines of Horizontal Illumination

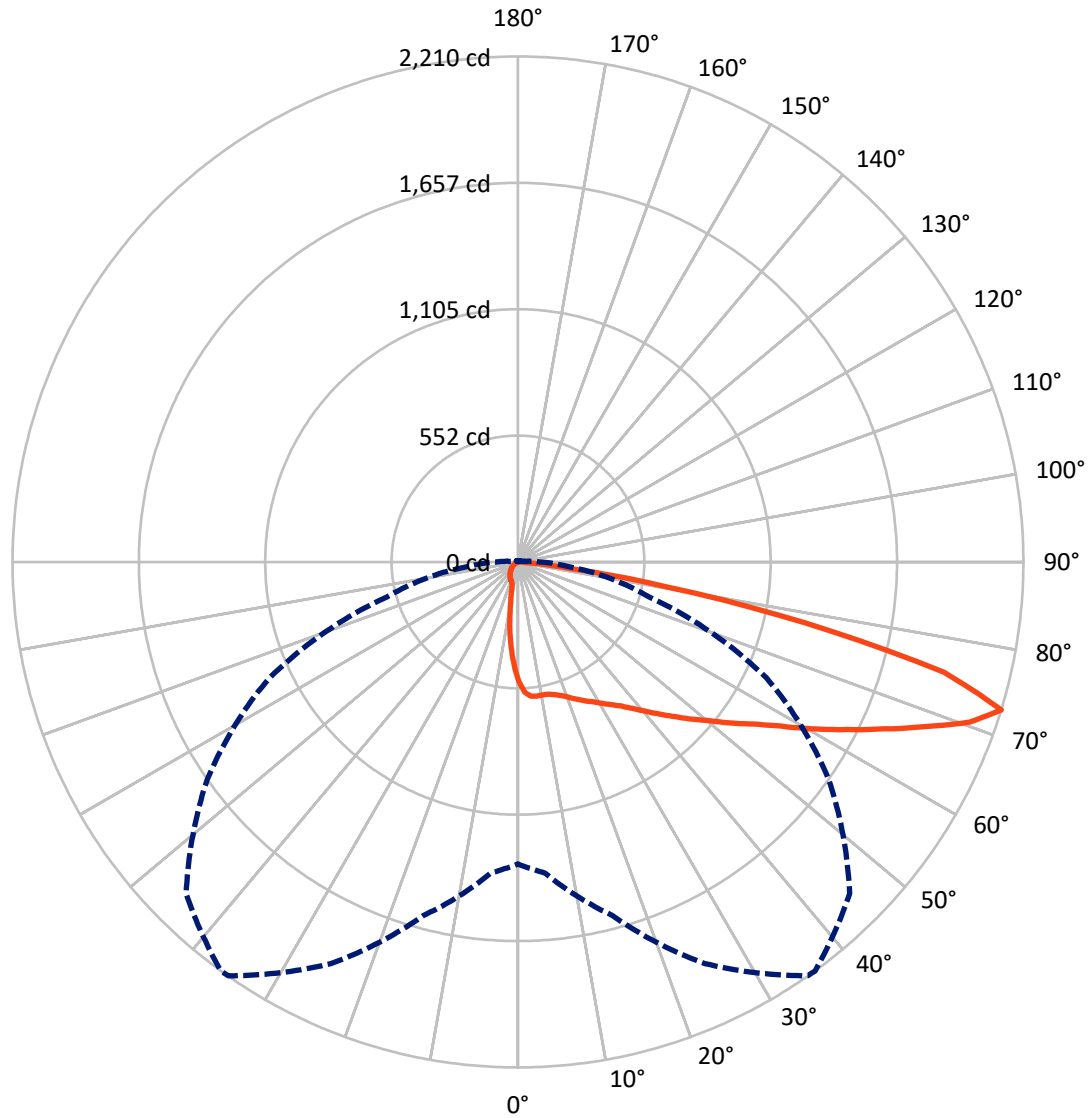
× Max cd
 - - - 1/2 Max cd



Based on 25 foot mounting height. Maximum calculated value = 0.9 fc
 Type IV - Short - N/A

REPORT NUMBER: P437423
CATALOG NUMBER: ISC-SA1C-830-U-SL4-HSS

Luminous Intensity Polar Plot



— Vertical Plane Through 36-Deg Lateral - - - Horizontal Cone Through 72.5-Deg Vertical

REPORT NUMBER: P437423
 CATALOG NUMBER: ISC-SA1C-830-U-SL4-HSS

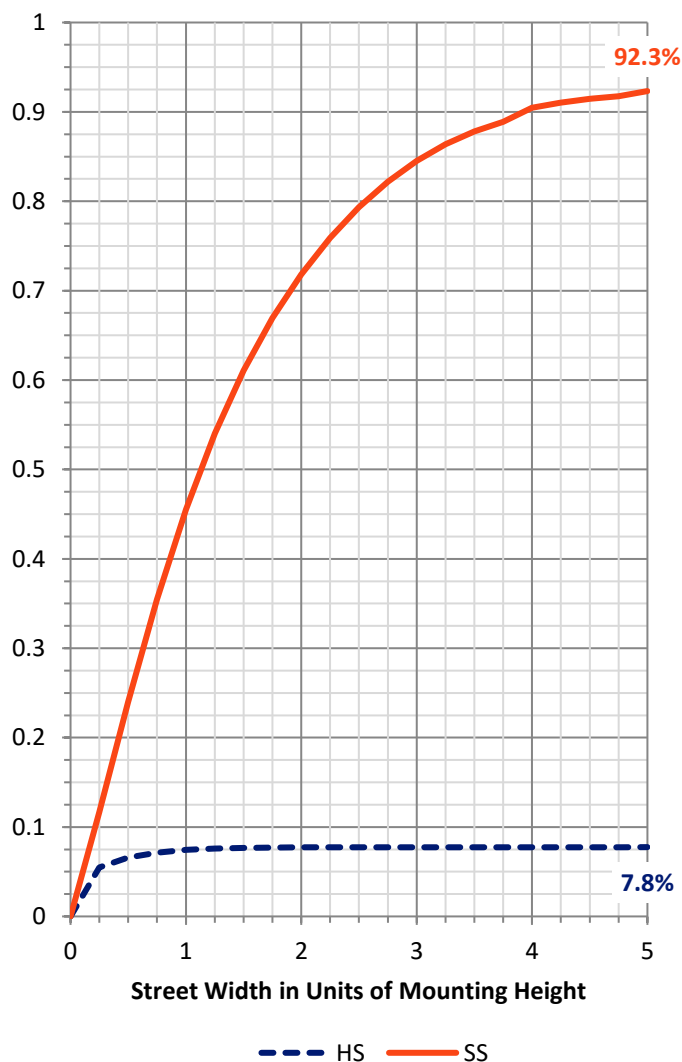
FLUX DISTRIBUTION:

		Downward	Upward	Total
House Side	Lumens	232.2	0.0	232.2
	% Fixture	7.8	0.0	7.8
Street Side	Lumens	2743.8	0.0	2743.8
	% Fixture	92.2	0.0	92.2
Total	Lumens	2976.0	0.0	2976.0
	% Fixture	100.0	0.0	100.0

ZONAL LUMENS:

Zone	Lumens	% Fixture
0°-10°	44.6	1.5
10°-20°	112.1	3.8
20°-30°	183.0	6.1
30°-40°	278.2	9.3
40°-50°	425.5	14.3
50°-60°	605.0	20.3
60°-70°	767.2	25.8
70°-80°	525.3	17.7
80°-90°	35.2	1.2
90°-100°	0.0	0.0
100°-110°	0.0	0.0
110°-120°	0.0	0.0
120°-130°	0.0	0.0
130°-140°	0.0	0.0
140°-150°	0.0	0.0
150°-160°	0.0	0.0
160°-170°	0.0	0.0
170°-180°	0.0	0.0
0°-90°	2976.0	100.0
0°-180°	2976.0	100.0

Coefficient of Utilization



REPORT NUMBER: P437423

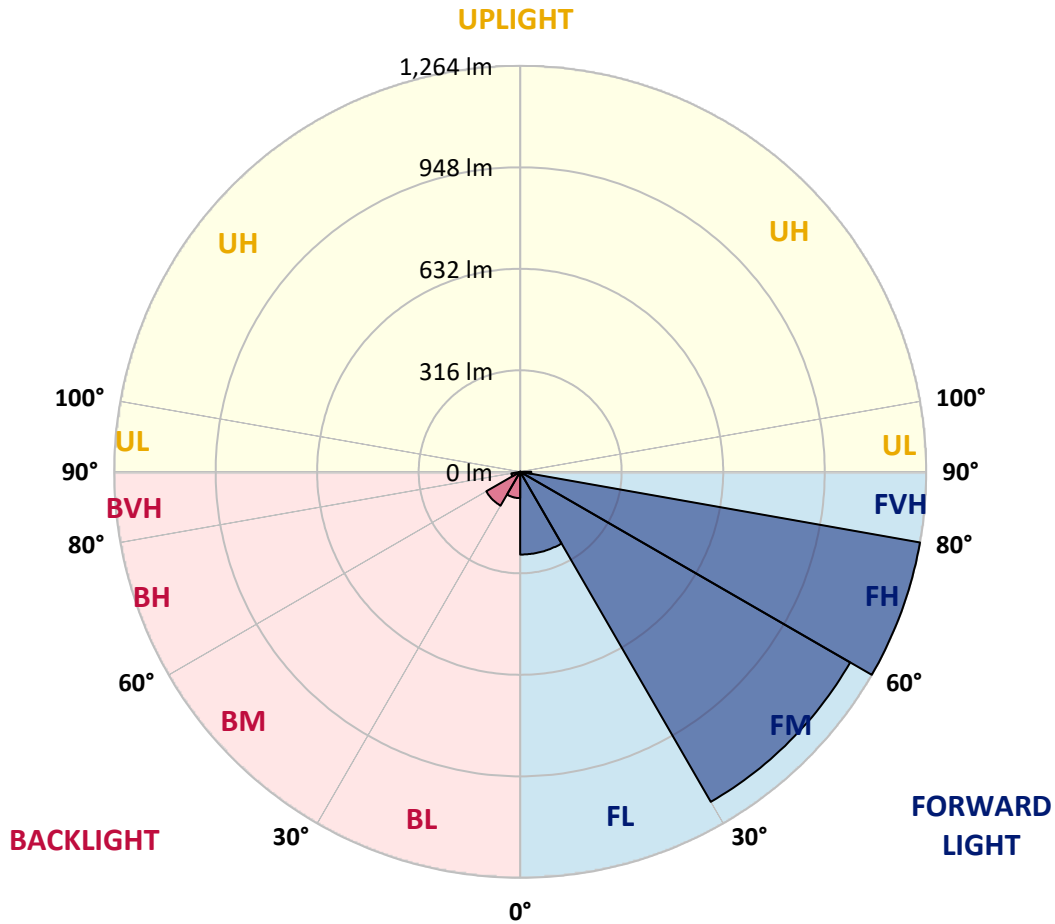
CATALOG NUMBER: ISC-SA1C-830-U-SL4-HSS

LUMINAIRE CLASSIFICATION SYSTEM LUMEN TABLE AND BUG RATING:

Zone	Lumens	% Fixture	Zone Rating/Lumen Limit		
			B	U	G
FL (0°-30°)	257.8	8.7			
FM (30°-60°)	1186.9	39.9			
FH (60°-80°)	1264.5	42.5			G1/1800
FVH (80°-90°)	34.7	1.2			G1/100
BL (0°-30°)	81.9	2.8	B0/110		
BM (30°-60°)	121.8	4.1	B0/220		
BH (60°-80°)	28.0	0.9	B0/110		G0/110
BVH (80°-90°)	0.5	0.0			G0/10
UL (90°-100°)	0.0	0.0		U0/0	
UH (100°-180°)	0.0	0.0		U0/0	

BUG Rating: B0-U0-G1

Type IV Short





REPORT NUMBER: P437423
 CATALOG NUMBER: ISC-SA1C-830-U-SL4-HSS

CANDELA DISTRIBUTION (FULL):

	0°	5°	15°	25°	35°	36°	45°	55°	65°	75°	85°
0°	522.6	522.6	522.6	522.6	522.6	522.6	522.6	522.6	522.6	522.6	522.6
2.5°	585.5	581.6	579.0	576.3	568.5	569.8	561.9	554.1	542.3	537.0	529.2
5°	599.9	598.6	597.3	593.4	586.8	589.4	581.6	573.7	556.7	541.0	523.9
7.5°	597.3	599.9	598.6	596.0	590.7	592.1	585.5	577.6	563.2	542.3	518.7
10°	592.1	593.4	593.4	592.1	590.7	590.7	585.5	579.0	565.9	547.5	517.4
12.5°	581.6	584.2	588.1	590.7	592.1	593.4	589.4	584.2	572.4	552.8	521.3
15°	577.6	580.3	588.1	596.0	599.9	601.2	597.3	590.7	580.3	563.2	527.9
17.5°	577.6	580.3	593.4	605.2	613.0	614.3	609.1	602.5	589.4	572.4	535.7
20°	585.5	588.1	603.8	624.8	628.7	631.3	623.5	614.3	599.9	582.9	544.9
22.5°	598.6	602.5	622.2	641.8	649.7	651.0	641.8	624.8	611.7	594.7	552.8
25°	620.9	630.0	648.4	669.3	670.6	672.0	657.5	640.5	624.8	607.8	561.9
27.5°	652.3	660.2	675.9	699.5	691.6	691.6	679.8	657.5	641.8	626.1	577.6
30°	692.9	698.1	716.5	725.7	715.2	716.5	702.1	681.1	668.0	652.3	601.2
32.5°	730.9	734.8	754.5	755.8	744.0	742.7	732.2	707.3	696.8	691.6	634.0
35°	766.3	771.5	787.2	785.9	774.1	772.8	767.6	745.3	745.3	750.5	682.4
37.5°	792.5	805.6	825.2	820.0	812.1	812.1	808.2	791.1	804.2	823.9	746.6
40°	826.5	834.4	860.6	856.6	858.0	858.0	859.3	848.8	872.4	905.1	821.3
42.5°	844.9	860.6	892.0	897.2	909.0	909.0	919.5	916.9	961.4	1003.3	907.7
45°	873.7	890.7	924.8	944.4	958.8	965.4	983.7	998.1	1061.0	1113.4	999.4
47.5°	910.3	924.8	953.6	990.2	1016.4	1026.9	1063.6	1087.2	1171.0	1224.7	1085.9
50°	960.1	962.7	983.7	1038.7	1084.6	1091.1	1148.7	1188.0	1282.3	1332.1	1147.4
52.5°	1013.8	1008.6	1020.4	1095.0	1159.2	1171.0	1236.5	1296.8	1391.1	1401.5	1172.3
55°	1055.7	1055.7	1064.9	1156.6	1243.0	1249.6	1341.3	1405.5	1490.6	1442.1	1188.0
57.5°	1109.4	1104.2	1118.6	1219.5	1347.8	1353.1	1459.2	1508.9	1545.6	1468.3	1185.4
60°	1148.7	1155.3	1177.6	1300.7	1456.6	1480.1	1569.2	1584.9	1603.3	1477.5	1177.6
62.5°	1203.8	1202.4	1245.7	1391.1	1598.0	1613.7	1675.3	1649.1	1647.8	1493.2	1167.1
65°	1249.6	1260.1	1325.6	1499.8	1748.6	1759.1	1780.1	1746.0	1709.4	1510.3	1075.4
67.5°	1320.3	1341.3	1423.8	1642.6	1909.8	1921.5	1939.9	1865.2	1726.4	1389.8	895.9
70°	1400.2	1427.7	1561.3	1832.5	2082.7	2095.8	2099.7	1877.0	1564.0	1091.1	607.8
72.5°	1320.3	1364.9	1600.6	1937.3	2208.4	2209.7	2051.2	1658.3	1198.5	596.0	214.8
75°	850.1	906.4	1325.6	1718.5	1901.9	1922.9	1608.5	1159.2	559.3	133.6	60.3
77.5°	288.2	307.8	651.0	1084.6	1275.8	1283.7	1058.4	586.8	176.8	53.7	32.7
80°	166.4	165.0	227.9	474.2	636.6	661.5	533.1	234.5	82.5	27.5	22.3
82.5°	39.3	40.6	119.2	172.9	252.8	227.9	112.6	141.5	38.0	15.7	19.6
85°	0.0	0.0	19.6	41.9	30.1	35.4	10.5	43.2	6.5	6.5	13.1
87.5°	0.0	0.0	0.0	0.0	1.3	1.3	1.3	1.3	1.3	1.3	1.3
90°	0.0	0.0	0.0	0.0	0.0	0.0	0.0	0.0	0.0	0.0	0.0



REPORT NUMBER: P437423
 CATALOG NUMBER: ISC-SA1C-830-U-SL4-HSS

CANDELA DISTRIBUTION (continued):

	90°	95°	105°	115°	125°	135°	145°	155°	165°	175°	180°
0°	522.6	522.6	522.6	522.6	522.6	522.6	522.6	522.6	522.6	522.6	522.6
2.5°	521.3	514.8	501.7	491.2	476.8	465.0	453.2	448.0	438.8	436.2	437.5
5°	513.5	503.0	478.1	453.2	425.7	399.5	372.0	356.3	349.7	337.9	335.3
7.5°	504.3	488.6	453.2	412.6	365.4	327.5	289.5	263.3	239.7	230.5	226.6
10°	500.4	480.7	430.9	369.4	305.2	243.6	196.5	162.4	141.5	133.6	131.0
12.5°	500.4	476.8	410.0	327.5	242.3	171.6	128.4	108.7	102.2	100.9	99.5
15°	505.6	475.5	390.3	282.9	183.4	119.2	98.2	95.6	94.3	94.3	95.6
17.5°	508.2	472.9	369.4	239.7	134.9	95.6	91.7	91.7	91.7	91.7	91.7
20°	514.8	471.5	345.8	193.9	102.2	89.1	87.8	87.8	87.8	87.8	89.1
22.5°	516.1	471.5	317.0	149.3	90.4	85.1	83.8	83.8	83.8	85.1	85.1
25°	523.9	468.9	289.5	114.0	85.1	79.9	79.9	78.6	79.9	79.9	79.9
27.5°	534.4	470.2	255.4	94.3	79.9	76.0	74.7	74.7	74.7	74.7	74.7
30°	546.2	472.9	220.1	83.8	74.7	72.0	70.7	69.4	69.4	69.4	69.4
32.5°	568.5	475.5	182.1	76.0	69.4	66.8	65.5	64.2	64.2	64.2	64.2
35°	602.5	489.9	149.3	70.7	64.2	61.6	60.3	58.9	58.9	58.9	57.6
37.5°	648.4	512.2	117.9	65.5	58.9	56.3	55.0	53.7	52.4	52.4	52.4
40°	703.4	535.7	98.2	58.9	53.7	51.1	49.8	48.5	47.2	45.8	45.8
42.5°	768.9	564.5	78.6	53.7	48.5	45.8	44.5	43.2	40.6	39.3	40.6
45°	842.2	592.1	66.8	49.8	44.5	41.9	40.6	38.0	35.4	34.1	34.1
47.5°	906.4	598.6	58.9	44.5	40.6	38.0	36.7	32.7	30.1	27.5	27.5
50°	949.6	586.8	52.4	40.6	36.7	35.4	32.7	27.5	23.6	22.3	21.0
52.5°	954.9	555.4	45.8	36.7	34.1	31.4	27.5	23.6	19.6	17.0	17.0
55°	949.6	503.0	40.6	34.1	30.1	27.5	23.6	18.3	14.4	13.1	11.8
57.5°	932.6	448.0	36.7	30.1	27.5	23.6	18.3	14.4	10.5	9.2	7.9
60°	901.2	381.2	32.7	27.5	23.6	19.6	14.4	10.5	6.5	5.2	5.2
62.5°	842.2	307.8	28.8	23.6	19.6	15.7	11.8	6.5	3.9	2.6	2.6
65°	725.7	230.5	24.9	19.6	15.7	13.1	7.9	3.9	1.3	0.0	0.0
67.5°	564.5	155.9	19.6	15.7	13.1	10.5	6.5	1.3	0.0	0.0	0.0
70°	332.7	82.5	15.7	11.8	10.5	7.9	3.9	1.3	0.0	0.0	0.0
72.5°	95.6	32.7	11.8	9.2	7.9	5.2	2.6	1.3	0.0	0.0	0.0
75°	39.3	19.6	7.9	6.5	6.5	3.9	1.3	1.3	0.0	0.0	0.0
77.5°	26.2	14.4	5.2	3.9	3.9	2.6	1.3	0.0	0.0	0.0	0.0
80°	21.0	7.9	2.6	2.6	2.6	1.3	1.3	0.0	0.0	0.0	0.0
82.5°	18.3	5.2	1.3	1.3	1.3	1.3	0.0	0.0	0.0	0.0	0.0
85°	9.2	2.6	1.3	1.3	0.0	0.0	0.0	0.0	0.0	0.0	0.0
87.5°	1.3	1.3	1.3	0.0	0.0	0.0	0.0	0.0	0.0	0.0	0.0
90°	0.0	0.0	0.0	0.0	0.0	0.0	0.0	0.0	0.0	0.0	0.0

Cooper Lighting Solutions Photometric Lab
1121 Highway 74 South
Peachtree City, GA 30269



LM-79-2019: Approved Method: Electrical and Photometric Measurements of Solid-State Lighting Products

Report Prepared for

Cooper Lighting Solutions

MCGRAW EDISON

Report Number: SP1-2408-195-9

Test Date: 08/07/2024

Luminaire Tested: GALN-SB1A-830-U-5WQ

Data in this report applies to families of products including GALN-SB1A-830-U-5WQ.

Test Information

Test Method: LM-79-2019
 Report Number: SP1-2408-195-9
 Test Lab: COOPER LIGHTING SOLUTIONS
 Photometer: SP1 - 76IN SPHERE
 Measurement Geometry: 4π
 Issue Date: 08/07/2024
 Manufacturer: COOPER LIGHTING SOLUTIONS
 Product Line: MCGRAW EDISON
 Catalog Number: **GALN-SB1A-830-U-5WQ**
 Description: GALLEON AREA AND ROADWAY LUMINAIRE. (1) 80 CRI, 3000K, 350MA HIGH DENSITY LIGHTSQUARE WITH 26 LEDS AND TYPE V WIDE OPTICS

Spectral Parameters

CCT (K): 3050
 CIE u': 0.2476
 CIE v': 0.5251
 Duv: 0.0034
 CIE x: 0.4383
 CIE y: 0.4131
 CIE z: 0.1487
 Peak Wavelength (nm): 603
 Dominant Wavelength (nm): 581
 Purity: 55.55201
 Rf: 81.5
 Rg: 99.2

CRI (Ra):	81.0		
R1:	79.6	R9:	7.1
R2:	85.6	R10:	67.0
R3:	92.0	R11:	82.7
R4:	82.6	R12:	63.2
R5:	78.9	R13:	80.3
R6:	81.7	R14:	95.0
R7:	85.2	R15:	71.7
R8:	62.0		



Test Conditions

Stabilization Time: 20M
 Operation Time: 1H 20M
 Sphere Temperature (°C): 24.2

REPORT NUMBER: SP1-2408-195-9

Measurement and Test Equipment			
Instrument	Identification Number	Calibration Date	Calibration Due Date
Photometer	IN0058	6/18/2024	12/18/2024
Power Meter	INXT2011004	2/8/2024	2/8/2025
AC Power Source	IN0063	10/24/2023	10/24/2024
DC Power Source	IN0208	10/24/2023	10/24/2024
Sphere Thermometer	IN0085	10/24/2023	10/24/2024
Room Thermometer	IN0046	10/24/2023	10/24/2024

REPORT NUMBER: SP1-2408-195-9

CIE 1931 Chromaticity Diagram



CIE 1931 Chromaticity Diagram with 2017 ANSI 7-Step and 4-Step Quadrangles



CCT = 3050K
 CIE x = 0.4383
 CIE y = 0.4131
 Duv = 0.0034

Point lies inside the ANSI 3000K 4-step quadrangle

REPORT NUMBER: SP1-2408-195-9

Photopic Flux vs. Wavelength



Photopic Lumens: NR

λ (nm)	Power W [^] /nm	Lumens (ϕ /nm)	λ (nm)	Power W [^] /nm	Lumens (ϕ /nm)	λ (nm)	Power W [^] /nm	Lumens (ϕ /nm)	λ (nm)	Power W [^] /nm	Lumens (ϕ /nm)	λ (nm)	Power W [^] /nm	Lumens (ϕ /nm)
360	0	NR	490	168	NR	620	940	NR	750	35	NR	880	1	NR
365	0	NR	495	233	NR	625	897	NR	755	30	NR	885	1	NR
370	0	NR	500	300	NR	630	847	NR	760	26	NR	890	1	NR
375	0	NR	505	372	NR	635	790	NR	765	22	NR	895	1	NR
380	0	NR	510	430	NR	640	730	NR	770	19	NR	900	1	NR
385	0	NR	515	483	NR	645	668	NR	775	16	NR	905	1	NR
390	0	NR	520	524	NR	650	605	NR	780	14	NR	910	0	NR
395	2	NR	525	555	NR	655	545	NR	785	12	NR	915	0	NR
400	4	NR	530	581	NR	660	485	NR	790	10	NR	920	0	NR
405	7	NR	535	604	NR	665	430	NR	795	9	NR	925	0	NR
410	17	NR	540	623	NR	670	378	NR	800	8	NR	930	0	NR
415	34	NR	545	645	NR	675	331	NR	805	7	NR	935	0	NR
420	68	NR	550	667	NR	680	290	NR	810	6	NR	940	0	NR
425	128	NR	555	693	NR	685	251	NR	815	5	NR	945	0	NR
430	214	NR	560	719	NR	690	218	NR	820	4	NR	950	0	NR
435	339	NR	565	754	NR	695	188	NR	825	4	NR	955	0	NR
440	507	NR	570	791	NR	700	162	NR	830	3	NR	960	0	NR
445	573	NR	575	830	NR	705	139	NR	835	3	NR	965	0	NR
450	356	NR	580	873	NR	710	119	NR	840	3	NR	970	0	NR
455	217	NR	585	913	NR	715	102	NR	845	2	NR	975	0	NR
460	168	NR	590	948	NR	720	88	NR	850	2	NR	980	0	NR
465	113	NR	595	974	NR	725	76	NR	855	2	NR	985	0	NR
470	85	NR	600	994	NR	730	65	NR	860	1	NR	990	0	NR
475	85	NR	605	998	NR	735	55	NR	865	1	NR	995	0	NR
480	94	NR	610	994	NR	740	47	NR	870	1	NR	1000	0	NR
485	120	NR	615	973	NR	745	41	NR	875	1	NR			

REPORT NUMBER: SP1-2408-195-9

Scotopic Flux vs. Wavelength



Scotopic Lumens: NR

S/P: 1.27

λ (nm)	Power W [^] /nm	Lumens (ϕ /nm)	λ (nm)	Power W [^] /nm	Lumens (ϕ /nm)	λ (nm)	Power W [^] /nm	Lumens (ϕ /nm)	λ (nm)	Power W [^] /nm	Lumens (ϕ /nm)	λ (nm)	Power W [^] /nm	Lumens (ϕ /nm)
360	0	NR	490	168	NR	620	940	NR	750	35	NR	880	1	NR
365	0	NR	495	233	NR	625	897	NR	755	30	NR	885	1	NR
370	0	NR	500	300	NR	630	847	NR	760	26	NR	890	1	NR
375	0	NR	505	372	NR	635	790	NR	765	22	NR	895	1	NR
380	0	NR	510	430	NR	640	730	NR	770	19	NR	900	1	NR
385	0	NR	515	483	NR	645	668	NR	775	16	NR	905	1	NR
390	0	NR	520	524	NR	650	605	NR	780	14	NR	910	0	NR
395	2	NR	525	555	NR	655	545	NR	785	12	NR	915	0	NR
400	4	NR	530	581	NR	660	485	NR	790	10	NR	920	0	NR
405	7	NR	535	604	NR	665	430	NR	795	9	NR	925	0	NR
410	17	NR	540	623	NR	670	378	NR	800	8	NR	930	0	NR
415	34	NR	545	645	NR	675	331	NR	805	7	NR	935	0	NR
420	68	NR	550	667	NR	680	290	NR	810	6	NR	940	0	NR
425	128	NR	555	693	NR	685	251	NR	815	5	NR	945	0	NR
430	214	NR	560	719	NR	690	218	NR	820	4	NR	950	0	NR
435	339	NR	565	754	NR	695	188	NR	825	4	NR	955	0	NR
440	507	NR	570	791	NR	700	162	NR	830	3	NR	960	0	NR
445	573	NR	575	830	NR	705	139	NR	835	3	NR	965	0	NR
450	356	NR	580	873	NR	710	119	NR	840	3	NR	970	0	NR
455	217	NR	585	913	NR	715	102	NR	845	2	NR	975	0	NR
460	168	NR	590	948	NR	720	88	NR	850	2	NR	980	0	NR
465	113	NR	595	974	NR	725	76	NR	855	2	NR	985	0	NR
470	85	NR	600	994	NR	730	65	NR	860	1	NR	990	0	NR
475	85	NR	605	998	NR	735	55	NR	865	1	NR	995	0	NR
480	94	NR	610	994	NR	740	47	NR	870	1	NR	1000	0	NR
485	120	NR	615	973	NR	745	41	NR	875	1	NR			

REPORT NUMBER: SP1-2408-195-9

Melanopic Flux vs. Wavelength



Melanopic Lumens: NR

M/P: 2.32

λ (nm)	Power W [^] /nm	Lumens (φ/nm)	λ (nm)	Power W [^] /nm	Lumens (φ/nm)	λ (nm)	Power W [^] /nm	Lumens (φ/nm)	λ (nm)	Power W [^] /nm	Lumens (φ/nm)	λ (nm)	Power W [^] /nm	Lumens (φ/nm)
360	0	NR	490	168	NR	620	940	NR	750	35	NR	880	1	NR
365	0	NR	495	233	NR	625	897	NR	755	30	NR	885	1	NR
370	0	NR	500	300	NR	630	847	NR	760	26	NR	890	1	NR
375	0	NR	505	372	NR	635	790	NR	765	22	NR	895	1	NR
380	0	NR	510	430	NR	640	730	NR	770	19	NR	900	1	NR
385	0	NR	515	483	NR	645	668	NR	775	16	NR	905	1	NR
390	0	NR	520	524	NR	650	605	NR	780	14	NR	910	0	NR
395	2	NR	525	555	NR	655	545	NR	785	12	NR	915	0	NR
400	4	NR	530	581	NR	660	485	NR	790	10	NR	920	0	NR
405	7	NR	535	604	NR	665	430	NR	795	9	NR	925	0	NR
410	17	NR	540	623	NR	670	378	NR	800	8	NR	930	0	NR
415	34	NR	545	645	NR	675	331	NR	805	7	NR	935	0	NR
420	68	NR	550	667	NR	680	290	NR	810	6	NR	940	0	NR
425	128	NR	555	693	NR	685	251	NR	815	5	NR	945	0	NR
430	214	NR	560	719	NR	690	218	NR	820	4	NR	950	0	NR
435	339	NR	565	754	NR	695	188	NR	825	4	NR	955	0	NR
440	507	NR	570	791	NR	700	162	NR	830	3	NR	960	0	NR
445	573	NR	575	830	NR	705	139	NR	835	3	NR	965	0	NR
450	356	NR	580	873	NR	710	119	NR	840	3	NR	970	0	NR
455	217	NR	585	913	NR	715	102	NR	845	2	NR	975	0	NR
460	168	NR	590	948	NR	720	88	NR	850	2	NR	980	0	NR
465	113	NR	595	974	NR	725	76	NR	855	2	NR	985	0	NR
470	85	NR	600	994	NR	730	65	NR	860	1	NR	990	0	NR
475	85	NR	605	998	NR	735	55	NR	865	1	NR	995	0	NR
480	94	NR	610	994	NR	740	47	NR	870	1	NR	1000	0	NR
485	120	NR	615	973	NR	745	41	NR	875	1	NR			

Summary

$R_f = 81.5$
 $R_g = 99.2$
 $CIE R_a = 81.0$
 $R_9 = 7.1$



Color Vector Graphics



Individual Sample Fidelity Index ($R_{f,i}$)

CES01 = 86	CES26 = 74	CES51 = 89	CES76 = 70
CES02 = 63	CES27 = 88	CES52 = 92	CES77 = 86
CES03 = 31	CES28 = 89	CES53 = 81	CES78 = 72
CES04 = 70	CES29 = 67	CES54 = 87	CES79 = 90
CES05 = 50	CES30 = 68	CES55 = 85	CES80 = 88
CES06 = 51	CES31 = 71	CES56 = 78	CES81 = 78
CES07 = 42	CES32 = 70	CES57 = 76	CES82 = 95
CES08 = 41	CES33 = 71	CES58 = 78	CES83 = 90
CES09 = 29	CES34 = 82	CES59 = 92	CES84 = 94
CES10 = 76	CES35 = 90	CES60 = 95	CES85 = 86
CES11 = 59	CES36 = 93	CES61 = 93	CES86 = 72
CES12 = 65	CES37 = 87	CES62 = 83	CES87 = 85
CES13 = 43	CES38 = 75	CES63 = 77	CES88 = 83
CES14 = 74	CES39 = 94	CES64 = 83	CES89 = 75
CES15 = 71	CES40 = 89	CES65 = 77	CES90 = 81
CES16 = 47	CES41 = 85	CES66 = 80	CES91 = 96
CES17 = 50	CES42 = 86	CES67 = 79	CES92 = 73
CES18 = 56	CES43 = 81	CES68 = 84	CES93 = 84
CES19 = 72	CES44 = 99	CES69 = 91	CES94 = 64
CES20 = 66	CES45 = 87	CES70 = 78	CES95 = 80
CES21 = 87	CES46 = 82	CES71 = 76	CES96 = 84
CES22 = 79	CES47 = 77	CES72 = 92	CES97 = 87
CES23 = 92	CES48 = 71	CES73 = 71	CES98 = 81
CES24 = 91	CES49 = 81	CES74 = 93	CES99 = 74
CES25 = 72	CES50 = 89	CES75 = 74	



Color Rendition by Hue-Angle Bin



Measure Comparisons



(END OF REPORT)